




Probes and Accessories

Your Guide to Selecting the Right Probe





Measurement Accuracy Begins at the Probe Tip

Tektronix probes ensure the highest signal fidelity possible from your device-under-test to your oscilloscope. With over 100 probe choices available, all perfectly matched to our industry-leading oscilloscopes, you can find the probe you need for your specific testing application.

Interactive Probe Selector Tool

Need help finding the right probe for your application? The online Tektronix Probe Selector Tool will guide you through a few easy questions to match your need to the right probe. Visit us anytime, anywhere at: www.tektronix.com/probes

Select your requirements below. The list of matching products will update with each click.

1 Select By Instrument Series: (Click To Expand)

2 Instrument Series:

- Don't Know
- CSA7000B
- DPO4000B
- DSA70000
- MSO4000
- RSA3000A
- TDS2000
- TDS400
- TDS600
- 400
- DPO2000
- DSA8200
- MSO4000B
- RSA3408A
- TDS300
- TDS500
- TDS700
- 2200
- DPO3000
- MSO2000
- RSA6100A
- TDS1000
- TDS3000
- THS700
- 2400
- DPO4000
- DPO70000
- MSO3000
- MSO70000
- TDS5000
- TPS2000

3 Probe Type: (Select all applicable types)

- Voltage
- Current
- Optical
- Logic

2 Signal Type:

- AC/DC Split Core
- Active Single-Ended
- Passive Single-Ended
- AC Split Core
- Active Differential
- Passive Differential
- AC Fixed Core
- Logic Single-Ended
- Passive Single-Ended Zo

Signal Bandwidth:

- 0 to 5 MHz
- > 200 MHz to 1 GHz
- > 8 GHz
- > 5 to 50 MHz
- > 1 to 4 GHz
- > 50 to 200 MHz
- > 4 to 8 GHz

Maximum Voltage Capabilities:

- 0 to 5 V
- 100 to 500 V
- 5 to 10 V
- 500 V to 1.5 kV
- 10 to 100 V
- > 1.5 kV

Maximum Current Capabilities:

- 0 to 10 A
- > 150 A
- > 10 to 50 A
- > 50 to 150 A

Minimum Current Capabilities:

- 0 to 1 mA
- > 50 mA
- > 1 to 5 mA
- > 5 to 50 mA

Other Accessories:

- Adaptor
- Case
- Battery Power
- Rackmount
- Cart

108 Matches Compare Start Over

Images appear for the first 15 matches. The rest of the matches are listed below.

TCP0030	P7520	TPP1000
TPP0201	TCPA300	TPP0500
TAP1500	TCP202	P7313SMA
P6015A	P6139B	TCP0150
P5205	P7516	TDP1000

1103
80A03
A621
A622
AC2100
AC3000
AC4000
ACD2000
ACD4000
ADA400A

P6158
PS205
P6241
P6243
P6245
P6246
P6247
P6248
P6251
P6330

RM2000B
RM3000
RM4000
RMD2000
RMD3000
RTPA2A
TAP1500X2
TAP2500
TAP3500
TCA-1MEG

1 Select your Oscilloscope Series.

2 Select your application and test specifications.

3 Compare selected probes and instantly create a PDF or print your results!



Choosing the Right Probe

The first step to proper probe selection is to consider the signals you plan to measure. Do you need to measure voltage, current or both? What frequency is your signal? How large is the amplitude of your signal? Does the device under test have low or high source impedance? Do you need to measure the signal differentially? Answers to these questions will allow you to pinpoint the best probing solution from the many probe types that Tektronix offers.



Bandwidth

Choose a probe with bandwidth that matches the Tektronix oscilloscope you will be using. A good rule of thumb is that the oscilloscope and probe bandwidth should be 3 to 5 times greater than the highest signal frequency of interest. It is equally important to consider the bandwidth of the risetime of the signal. At frequencies above 500 MHz, active probes will often provide better small signal performance.

Probe Loading

Ideally, you want to choose a probe that has as little effect as possible on the signal to be measured. The value of the device under test's source impedance can significantly influence the net effect of any probe loading. For example, with low source impedances, the loading effect of a typical high-impedance 10X passive probe would be hardly noticeable. This is because high impedance added in parallel with low impedance produces no significant change in total impedance. Passive probes are a good low cost, general purpose solution, in this case. However, the story changes dramatically for higher bandwidth signals with high source impedances. For high source impedances, an active single-ended or differential probe will be a better choice.


Voltage or Current Amplitude

Probe selection will vary widely depending on signal amplitude and type. Obviously a current probe is used for current measurements. However, you need to consider if an AC or AC/DC current probe is necessary. Also current probes come with solid toroid or split core designs. A split core design can offer important ease of use advantages in clamping around a conductor without having to unsolder and resolder as is the case for solid toroid current probes.

Voltage probes come in a variety of configurations ranging from small signal passive, active, differential, high voltage differential and high voltage passive types. Consider the amplitude and whether you need to make floating measurements when making your probe selection.

Probe Tip Connectivity

Most probes come with a package of standard accessories. These accessories often include a ground lead clip that attaches to the probe, a compensation adjustment tool, and one or more probe tip accessories to aid in attaching the probe to various test points. Probes that are designed for specific application areas, such as probing surface mount devices, may include additional probe tip adapters in their standard accessories package. Also, various special purpose accessories may be available as options for the probe.



Probe-to-Oscilloscope Interfaces

Tektronix oscilloscopes are equipped with different oscilloscope-to-probe interfaces, depending on the performance level of the oscilloscope. These interfaces range from a standard BNC connector for our basic oscilloscopes to smart interfaces like TekVPI™ and TekConnect®. The smart interfaces provide unique features like AutoZero, On Screen Menu from Probe Menu Button, and more. Depending on the interface, an adapter may be required to use your existing Tektronix probes.

TekProbe™

Developed by Tektronix to provide greater ease of use, TekProbe equipped probes communicate scale information to the oscilloscope so that the oscilloscope correctly conveys accurate amplitude information. Some oscilloscopes with TekProbe interfaces also provide power for a whole host of active electronic probe designs.



TekVPI™


The TekVPI probe interface sets the standard for ease of use in probing. Current probes can be directly attached to the oscilloscope without using a separate power supply. In addition, the TekVPI interface allows smart communication between the oscilloscope and probe. Pushing the probe menu button will launch the probe control menu on the oscilloscope display with all relevant settings and controls for the probe. The correct measurement unit and scaling for the probe will also be automatically displayed on the oscilloscope. TekVPI probes feature status indicators and controls right on the probes allowing you to easily remove probe offset or degauss your current probe. They can also be controlled remotely through USB, GPIB or Ethernet, enabling more versatile solutions in ATE environments.



TekConnect®

The TekConnect® signal connection system ensures the best signal fidelity for high-bandwidth oscilloscopes when probing signal bandwidths above 1 GHz. This interface provides a convenient locking mechanism that makes it easy to preserve a reliable, robust electrical connection and ensures signal fidelity at speeds beyond the capabilities of the traditional BNC connector. In addition, the TekConnect interface provides probe power and automated communication of probe parameters and probe controls, including scale factor and offset voltage levels, to the oscilloscope.





Oscilloscope Series	Maximum Bandwidth	Probing Interface
TDS1000B	200 MHz	BNC
TDS2000C	200 MHz	BNC
TPS2000	200 MHz	BNC
TDS3000C	500 MHz	TekProbe™
TDS5000B	1 GHz	TekProbe
TDS6000B/C	15 GHz	TekConnect®
TDS7000	1 GHz	TekProbe
TDS7000	7 GHz	TekConnect
MSO/DPO2000	200 MHz	TekVPI™
MSO/DPO3000	500 MHz	TekVPI
MSO/DPO4000B	1 GHz	TekVPI
MSO/DPO5000	2 GHz	TekVPI
DPO7000	4 GHz	TekVPI
MSO/DPO/DSA70000	20 GHz	TekConnect
DSA8200	70 GHz	SMA/TekConnect
RSA Series	14 GHz	Type N

Tektronix offers adapters to match a wide-range of probes to each oscilloscope series. To determine if an adapter is required for a particular probe, use the Interactive Probe Selector Tool at www.tektronix.com/probes. In addition to helping you find the right probe for your application, the Selector Tool will help you determine if an adapter is required, and if so which one, for your new or old Tektronix oscilloscope.



Current Probes

Tektronix offers the widest selection of high performance current probes, enabling you to find the probe you need to match your application – from troubleshooting industrial power systems to debugging and characterizing device power supplies.



In addition to performance specifications, there are several key attributes to consider when choosing a current probe. First, you should consider the signal type you need to measure. Some current probes measure AC signals only while other probes measure both AC and DC signals. If you're evaluating DC signals, ensure the probe is capable of making a DC measurement.

Second, some current probes have a split core construction while other current probes offer a fixed core construction. A split core current probe has a sliding jaw that enables you to quickly attach or

detach the probe to the device under test. A fixed core probe is permanently attached to the device under test by inserting a wire through the probe and soldering the wire to test points. The probe head is detachable and multiple probe heads may be soldered in to the board.

Finally, it is also important to consider the feature set of the current probe. Some current probes read out in volts on the oscilloscope requiring you to mathematically convert the measurement from volts to amps. A Tektronix current probe attached to a Tektronix oscilloscope will auto-scale the measurement in amps. Several Tektronix current probes also offer degauss. With degauss, a simple button push removes any residual DC flux in the core of the probe's transformer, reducing offset errors. Tektronix TekVPI current probes also offer "Jaw Open" and "Overload" indicators on the probe body.

Product Series	Maximum Current DC / RMS / Peak AC	Minimum Current	Bandwidth	Rise Time	Interface Type
TCP0030	30 A / 30 A / 42 A	1 mA	120 MHz	< 2.92 ns	TekVPI
TCP202	15 A / 10.6 A / 15 A	10 mA	50 MHz	< 7 ns	TekProbe
TCP0150	150 A / 150 A / 212 A	5 mA	20 MHz	< 17.5 ns	TekVPI
TCP312 with TCPA300	30 A / 21.2 A / 30 A	1 mA	100 MHz	< 3.5 ns	TekProbe
TCP305 with TCPA300	50 A / 35.4 A / 50 A	5 mA	50 MHz	< 7 ns	TekProbe
TCP303 with TCPA300	150 A / 150 A / 212 A	5 mA	15 MHz	< 23 ns	TekProbe



Passive Probes

Passive voltage probes are the most commonly used oscilloscope probe. A general purpose, passive voltage probe is the working end of the oscilloscope, a tool used every day by engineers and technicians. Tektronix passive probes are carefully designed to match the input characteristics of the oscilloscopes they complement. It is important to purchase replacement probes that also match the oscilloscope's input characteristics.



Product Series	Attenuation	Max. Voltage	Bandwidth	Input Impedance at the Probe Tip	Interface Type
TPP1000	10:1	300 V _{RMS} CAT II	1 GHz	10 MΩ 3.9 pF (Rigid Tip) 10 MΩ 5.1 pF (Pogo Tip)	TekVPI
TPP0500	10:1	300 V _{RMS} CAT II	500 MHz	10 MΩ, 3.9 pF (Rigid Tip) 10 MΩ, 5.1 pF (Pogo Tip)	TekVPI
TPP0502	2:1	300 V _{RMS} CAT II	500 MHz	2 MΩ, 12.7 pF	TekVPI
P6139B	10:1	300 V _{RMS} CAT II	500 MHz	10 MΩ 8 pF	BNC
TPP0201	10:1	300 V _{RMS} CAT II	200 MHz	10 MΩ 12 pF	BNC
TPP0101	10:1	300 V _{RMS} CAT II	100 MHz	10 MΩ 12 pF	BNC
P2220	1:1 10:1	150 V _{RMS} CAT I 300 V _{RMS} CAT II	6 MHz 200 MHz	1 MΩ 110 pF 10 MΩ 17 pF	BNC

Active Single-ended Probes

Active voltage probes provide Tektronix oscilloscopes the ability to faithfully acquire real-time signal information from today's high speed designs. Active probes provide a wide signal acquisition bandwidth and ensure reduced device under test loading. An active probe is the best choice when your application involves high-impedance, high-frequency circuit elements that demand minimal loading. DC offset capability allows you to use the probe's full dynamic range when measuring AC signals in the present of DC offset voltages.



Product Series	Attenuation	Max Voltage	Bandwidth	Input Impedance at the Probe Tip	Interface Type
TAP1500	10:1	+/- 8 V	1.5 GHz	1 MΩ ≤ 1 pF	TekVPI
TAP2500	10:1	+/- 4 V	2.5 GHz	40 kΩ ≤ 0.8 pF	TekVPI
TAP3500	10:1	+/- 4 V	3.5 GHz	40 kΩ ≤ 0.8 pF	TekVPI
P6205	10:1	+/- 10 V	750 MHz	1 MΩ 2 pF	TekProbe
P6243	10:1	+/- 8 V	1 GHz	1 MΩ ≤ 1 pF	TekProbe
P6245	10:1	+/- 8 V	1.5 GHz	1 MΩ ≤ 1 pF	TekProbe
P7225	10:1	+/- 4 V	2.5 GHz	40 kΩ < 0.8 pF	TekConnect
P7240	5:1	+/- 2 V	4 GHz	20 kΩ < 1 pF	TekConnect



Differential Probes

Differential probes are ideal for measuring differential signals due to their broad frequency ranges, high common mode rejection ratio (CMRR), and skew matched inputs. Tektronix offers a full range of differential probes with a wide variety of connection options for handheld, solder-in and fixtured probing.



Product Series	Attenuation	Max Voltage	Bandwidth	Input Impedance at the Probe Tip	Interface Type
TDP0500	5:1 50:1	± 4.25 V (dc + pkac) ± 42 V (dc + pkac)	500 MHz	1 MΩ < 1 pF	TekVPI
TDP1000	5:1 50:1	± 4.25 V (dc + pkac) ± 42 V (dc + pkac)	1 GHz	1 MΩ < 1 pF	TekVPI
TDP1500	1:1 10:1	± 850 mV ± 8.5 V	1.5 GHz	200 kΩ < 1 pF	TekVPI
TDP3500	5:1	± 2 V	3.5 GHz	100 kΩ < 0.3 pF	TekVPI
P6246	1:1 10:1	± 850 mV ± 8.5 V	400 MHz	200 kΩ < 1 pF	TekProbe
P6251	5:1 50:1	± 4.2 V (dc + pkac) ± 42 V (dc + pkac)	1 GHz	1 MΩ < 1 pF	TekProbe
P6247	1:1 10:1	± 850 mV ± 8.5 V	1 GHz	200 kΩ < 1 pF	TekProbe
P6248	1:1 10:1	± 850 mV ± 8.5 V	1.5 GHz	200 kΩ < 1 pF	TekProbe
P6330	5:1	± 2 V	3.5 GHz	100 kΩ < 0.3 pF	TekProbe
P7330	5:1	± 2 V	3.5 GHz	100 kΩ < 0.3 pF	TekConnect

TriMode™ Differential Probes

The P7500 Series probes feature TriMode™ probing to streamline the task of measuring differential signals. TriMode probing enables one probe to make differential, single-ended, and common mode measurements, all with a single probe setup.



Product Series	Attenuation	Max Voltage	Bandwidth	Input Impedance at the Probe Tip	Interface Type
P7504	5:1 12.5:1	± 0.75 V (5:1) ± 1.75 V (12.5:1)	> 4 GHz	100 kΩ	TekConnect
P7506	5:1 12.5:1	± 0.75 V (5:1) ± 1.75 V (12.5:1)	> 6 GHz	100 kΩ	TekConnect
P7508	5:1 12.5:1	± 0.75 V (5:1) ± 1.75 V (12.5:1)	> 8 GHz	100 kΩ	TekConnect
P7513A	5:1 12.5:1	± 0.75 V (5:1) ± 1.75 V (12.5:1)	> 13 GHz	100 kΩ	TekConnect
P7516	5:1 12.5:1	± 0.75 V (5:1) ± 1.75 V (12.5:1)	> 16 GHz (Typical)	100 kΩ	TekConnect
P7520	5:1 12.5:1	± 0.625 V (5:1) ± 1.6 V (12.5:1)	> 20 GHz, A-B mode (Typical)	100 kΩ	TekConnect



SMA Probes

Tektronix offers a line of SMA probes for measuring high speed differential signals in a 50 Ω environment. These SMA probes enable differential signal acquisition on each channel of a multiple channel oscilloscope. This is the ideal system for compliance testing of the many new multi-lane high speed serial data standards. The SMA probes also offer termination voltage control for signals that are not AC coupled or DC referenced. Input signals are attached through a pair of precision matched SMA cables.



Product Series	Attenuation	Max Voltage	Bandwidth	Input Impedance at the Probe Tip	Interface Type
P7380SMA	2.5:1 12.5:1	0.625 V _{p-p} 3.0 V _{p-p}	8 GHz (Typical)	100 Ω	TekConnect
P7313SMA	2.5:1 12.5:1	0.800 V _{p-p} 3.6 V _{p-p}	> 13 GHz (Typical)	100 Ω	TekConnect

Z-Active™ Differential Probes

Tektronix has created a revolutionary Z-Active probe architecture that is a hybrid approach composed of a distributed attenuator topology feeding an active probe amplifier. The Z-Active probes use a tiny passive probe tip element that is separate from the amplifier, extending the usable reach of the probe. In traditional active probes, adding this much length can introduce signal fidelity problems. However, this architecture maintains high DC input resistance and presents higher AC impedance than previous probe architectures. It accomplishes this while providing significant length between the probe body and the probe attachment point to the DUT. This architecture provides the best of both worlds: high DC impedance like existing active probes and the stable high frequency loading of Zo probes.



Product Series	Attenuation	Max Voltage	Bandwidth	Input Impedance at the Probe Tip	Interface Type
P7340A	5:1 25:1	± 1 V ± 2.5 V (± 3 V @ 2%)	>4 GHz (Typical)	100 k Ω Loading Zmin >290 Ω	TekConnect
P7360A	5:1 25:1	± 1 V ± 2.5 V (± 3 V @ 2%)	>6 GHz (Typical)	100 Ω Loading Zmin >290 Ω	TekConnect
P7380A	5:1 25:1	± 1 V ± 2.5 V (± 3 V @ 2%)	>8 GHz (Typical)	100 Ω Loading Zmin >290 Ω	TekConnect
P7313	5:1 25:1	+/- 0.625 V +/- 2.0 V	>12.5 GHz (Typical)	100 k Ω Loading Zmin >200 Ω	TekConnect



High Voltage Probes

It is critical to safely and accurately capture real-time signal information from "elevated" or "floating" voltage systems. The Tektronix portfolio of high voltage probes provides the safety you need for single-ended, differential or isolated measurements. High-voltage differential probes measure signals that are referenced to each other instead of ground. High-voltage single-ended probes enable users to make ground-referenced, high-voltage measurements. Tektronix also offers probes that are capable of making isolated measurements, which isolate the measurement from earth ground and the common mode voltage between oscilloscope channels.

High-Voltage Differential Probes



Product Series	Maximum Voltage	Bandwidth	Input Impedance at the Probe Tip	Interface Type
TMDP0200	± 750 V	200 MHz	5 MΩ 2 pF	TekVPI
THDP0200	± 1500 V	200 MHz	10 MΩ 2 pF	TekVPI
THDP0100	± 6000 V	100 MHz	40 MΩ 2.5 pF	TekVPI
P5200A	± 1300 V 1000 V CAT II 600 V CAT III	50 MHz	10 MΩ 2 pF	BNC
P5202A	± 640 V 300 V CAT II	100 MHz	5 MΩ 2 pF	TekProbe
P5205A	± 1300 V 1000 V CAT II 600 V CAT III	100 MHz	10 MΩ 2 pF	TekProbe
P5210A	± 5600 V 2200 V CAT II 1000 V CAT III	50 MHz	40 MΩ 2.5 pF	TekProbe

High-Voltage Single-ended Probes

Product Series	Maximum Voltage	Bandwidth	Input Impedance at the Probe Tip	Interface Type
TPP0850	2500 V _{Peak}	800 MHz	40 MΩ 1.5pF	TekVPI
P5150*	2500 V _{Peak}	500 MHz	40MΩ 3.8 pF	BNC
P5100A	2500 V	500 MHz	40 MΩ 1.5 pF	BNC
P5122*	1000 V _{RMS} CAT II	200 MHz	100 MΩ 4 pF	BNC
P6015A	20,000 V	75 MHz	100 MΩ 3 pF	BNC

* May be used for floating measurements - for use with TPS2000 Series only



Adapters and Connection Accessories

Tektronix provides a complete line of coaxial adapters and connectors. Please visit www.tektronix.com/accessories to view the complete selection.

Probe Adapters

Probe adapters expand the functionality of Tektronix oscilloscopes by allowing a probe and oscilloscope with two different interface types to be connected.



TekProbe™ Adapters



The TPA-BNC and TCA-BNC adapters enable existing TekProbe interface products (active, differential, high-voltage, current, and optical probes) to be used with oscilloscopes featuring the TekVPI or TekConnect probe interface. These adapters recognize and supply the necessary power, serial communication and offset control as used by the connected TekProbe product accessory.

Model	Connector	Termination	Bandwidth	Scope Interface
TPA-BNC	BNC	50 Ω 1 MΩ	DC to 4 GHz	TekVPI
TCA-BNC	BNC	50 Ω	DC to 4 GHz	TekConnect

TekConnect™ Adapters

This family of adapter systems provides less signal distortion and better performance than traditional connections used to move a signal from one environment to another, such as BNC to N or BNC to SMA. The adapters can be used to connect a device with a specific connector type to an oscilloscope with a TekConnect probe interface.

Model	Connector	Termination	Bandwidth	Scope Interface
TCA-BNC	BNC	50 Ω	DC to 4 GHz	TekConnect
TCA-SMA	SMA	50 Ω	DC to 18 GHz	TekConnect
TCA-N	N	50 Ω	DC to 11 GHz	TekConnect
TCA75	BNC	75 Ω	DC to 8 GHz	TekConnect
TCA-1MEG	BNC	1 MΩ	DC to 500 MHz	TekConnect
TCA-292MM	SMA	50 Ω	DC to 20 GHz	TekConnect




Connectors and Adapters

Connectors

Connector Type	Part Number
BNC Connectors	
BNC Female to BNC Female	103-0028-00
BNC Male to BNC Male	103-0029-00
BNC "T"	103-0030-00
BNC Elbow Male to Female	103-0031-00
SMA Connectors	
SMA Male to SMA Male	015-1011-00
SMA Female to SMA Female	015-1012-00
SMA "T"	015-1016-00
SMA Male to BNC Female	015-1018-00

Adapters

Adapter Configuration	Part Number
BNC Adapters	
BNC Male to GR	017-0064-00
BNC Male to Dual Binding Post	103-0035-00
BNC Female to Dual Banana Plug	103-0090-00
BNC Female 75 to 50 ½ Type N Min. Loss	131-4199-00
SMA Adapters	
SMA Male to BNC Female	015-0554-00
SMA Male to SMA Female	015-0549-00
SMA Kit	020-1693-00
SMA Female to BNC Male	015-0572-00
SMA Female to SMA Slide On Male	015-0553-00
SMA Male to SMA Male	015-0551-00
N Style Adapters	
N Female to BNC Male	103-0058-00
N Male to BNC Female	103-0045-00



Attenuators, Terminators and Cables

A full range of attenuators, terminators and cables allows you to take full advantage of your test instrument.

Part Number	Impedance Ohms	Avg Power Watts	Maximum VSWR	Atten.	Atten. dB	Tolerance dB	Type
Attenuators w/ BNC Connectors							
011-0069-03	50 ± 2%	2	1.2 DC to 2 GHz	2X	6	± 0.5	Attenuator
011-0060-03	50 ± 2%	2	1.2 DC to 2 GHz	5X	14	± 0.6	Attenuator
011-0059-03	50 ± 2%	2	1.2 DC to 2 GHz	10X	20	± 0.6	Attenuator
011-0057-01	50 to 75	2	1.1 DC to 100 MHz	2.3X	7.2	± 0.5	Min. Loss Attenuator
Terminators w/ BNC Connectors							
011-0049-02	50 ± 2%	2	1.2 DC to 1 GHz	NA	NA	NA	Feed-through Termination
011-0129-00	50 ± 0.1%	2	–	NA	NA	NA	Feed-through Termination
011-0055-02	75 ± 1.33%	1	1.1 DC to 100 MHz	NA	NA	NA	Feed-through Termination
011-0102-03	75 ± 0.07%	0.5	–	NA	NA	NA	Coax. Termination
011-0103-02	75 ± 0.5%	0.125	–	NA	NA	NA	Return Loss Bridge
011-0155-00	50 ± 2%	0.5	1.09 DC to 26.5 MHz	NA	NA	NA	Coax. Termination
Attenuators w/ SMA Connectors							
015-1001-01	50 ± 2%	1	1.35 DC to 18 GHz	2X	6	± 0.3	Attenuator
015-1002-01	50 ± 2%	1	1.35 DC to 18 GHz	5X	14	± 0.5	Attenuator
015-1003-00	50 ± 2%	2	1.35 DC to 18 GHz	10X	20	± 0.5	Attenuator
Terminators w/ SMA Connectors							
015-1020-00	–	–	–	NA	NA	NA	Short Circuit Termination (M)
015-1021-00	–	–	–	NA	NA	NA	Short Circuit Termination (F)
015-1022-01	50 ± 1%	0.5	–	NA	NA	NA	Termination (M)
Coaxial, Delay, Interface Cables							
Tektronix offers a wide array of coaxial, delay, and interface cables. Please contact your local Tektronix representative or visit www.tektronix.com/accessories for more details.							

(M)=Male (F)=Female



Mobility Accessories for Oscilloscopes

Tektronix provides a wide variety of accessories to make your instrument more useable in a range of applications such as test systems and field work.

Instrumentation Travel Cases

Designed for travel, Tektronix hard sided or convenient soft-sided travel cases protect your instrument investment. Tektronix travel cases are specifically designed for each instrument for maximum protection and storage space for your probes, battery packs, and manuals. The HCTEK4321 hard-sided case, used along with the oscilloscope associated soft case, provides maximum protection for your valuable instrumentation.

Instrumentation Carts/Workstation

Tektronix can free up your valuable work space, make sharing and moving instrumentation easy and get you closer to your device under test. Tektronix instrument carts and workstations bring you a high level of functionality while safeguarding your instrument investment. Carts are shipped ready to assemble, allowing maximum configuration flexibility.

Rack Mount Kits

Tektronix rack mount kits are designed specifically for Tektronix instrumentation. They provide access to rear panel connections and maximize the space used in your rack mount applications.



Interactive Accessory Selector Tool

Need help finding the right accessory for your oscilloscope? The online Tektronix Probe Selector Tool includes important accessories, as well as a complete listing of probes. To find the cart, rack mount kit or carrying case to meet your need, visit us anytime, anywhere at: www.tektronix.com/probes.

Select your requirements below. The list of matching products will update with each click.

1 Select By Instrument Series: (Click To Expand)

Instrument Series:

Don't Know 400 2200 2400

CSA7000B DPO2000 DPO3000 DPO4000

DPO4000B DPO5000 DPO7000 DPO70000

DSA70000 DSA8200 MSO2000 MSO3000

MSO4000 MSO4000B MSO5000 MSO70000

RSA3000A RSA3408A RSA6100A TDS1000

TDS2000 TDS300 TDS500 TDS3000

TDS400 TDS6000 TDS5000 THS700

TDS600 TDS7000 TDS700 TPS2000

Probe Type: (Select all applicable types)

Voltage Current Optical Logic

Signal Type: <HELP>

AC/DC Split Core AC Split Core AC Fixed Core

Active Single-Ended Active Differential Logic Single-Ended

Passive Single-Ended Passive Differential Passive Single-Ended Zo

Signal Bandwidth: <HELP>

0 to 5 MHz > 5 to 50 MHz > 50 to 200 MHz

> 200 MHz to 1 GHz > 1 to 4 GHz > 4 to 8 GHz

> 8 GHz

Maximum Voltage Capabilities: <HELP>

0 to 5 V 5 to 10 V 10 to 100 V

100 to 500 V 500 V to 1.5 kv > 1.5 kv

Maximum Current Capabilities: <HELP>

0 to 10 A > 10 to 50 A > 50 to 150 A

> 150 A

Minimum Current Capabilities:

0 to 1 mA > 1 to 5 mA > 5 to 50 mA

> 50 mA

Other Accessories:

Adaptor Battery Power Cart

Case Rackmount

108 Matches Compare Start Over

TCP0030	P7520	TPP1000
TPP0201	TCPA300	TPP0500
TAP1500	TCP202	P7313SMA
P6015A	P6139B	TCP0150
P5205	P7516	TDP1000

Images appear for the first 15 matches
The rest of the matches are listed below.

1103	P6158	RM2000B
80A03	P6205	RM3000
A621	P6241	RM4000
A622	P6243	RMD2000
AC2100	P6245	RMD3000
AC3000	P6246	RTD22
AC4000	P6247	TAP1500X2
ACD2000	P6248	TAP2500
ACD4000	P6251	TAP3500
ADA400A	P6330	TCA-1MEG

1 Select your Oscilloscope Series.

2 Select your application and test specifications.

3 Compare selected probes and instantly create a PDF or print your results!

Contact Tektronix:

ASEAN / Australasia (65) 6356 3900
Austria* 00800 2255 4835
Balkans, Israel, South Africa and other ISE Countries +41 52 675 3777
Belgium* 00800 2255 4835
Brazil +55 (11) 3759 7627
Canada 1 (800) 833-9200
Central East Europe and the Baltics +41 52 675 3777
Central Europe & Greece +41 52 675 3777
Denmark +45 80 88 1401
Finland +41 52 675 3777
France* 00800 2255 4835
Germany* 00800 2255 4835
Hong Kong 400-820-5835
India 000-800-650-1835
Italy* 00800 2255 4835
Japan 81 (3) 6714-3010
Luxembourg +41 52 675 3777
Mexico, Central/South America & Caribbean 52 (55) 56 04 50 90
Middle East, Asia and North Africa +41 52 675 3777
The Netherlands* 00800 2255 4835
Norway 800 16098
People's Republic of China 400-820-5835
Poland +41 52 675 3777
Portugal 80 08 12370
Republic of Korea 001-800-8255-2835
Russia & CIS +7 (495) 7484900
South Africa +27 11 206 8360
Spain* 00800 2255 4835
Sweden* 00800 2255 4835
Switzerland* 00800 2255 4835
Taiwan 886 (2) 2722-9622
United Kingdom & Ireland* 00800 2255 4835
USA 1 (800) 833-9200

*** If the European phone number above is not accessible,
please call +41 52 675 3777**

Contact List Updated 10 February 2011

For Further Information

Tektronix maintains a comprehensive, constantly expanding collection of application notes, technical briefs and other resources to help engineers working on the cutting edge of technology. Please visit www.tektronix.com



Copyright © 2011, Tektronix. All rights reserved. Tektronix products are covered by U.S. and foreign patents, issued and pending. Information in this publication supersedes that in all previously published material. Specification and price change privileges reserved. TEKTRONIX and TEK are registered trademarks of Tektronix, Inc. All other trade names referenced are the service marks, trademarks or registered trademarks of their respective companies.

12/11 EA/FCA-POD

60W-14232-9

